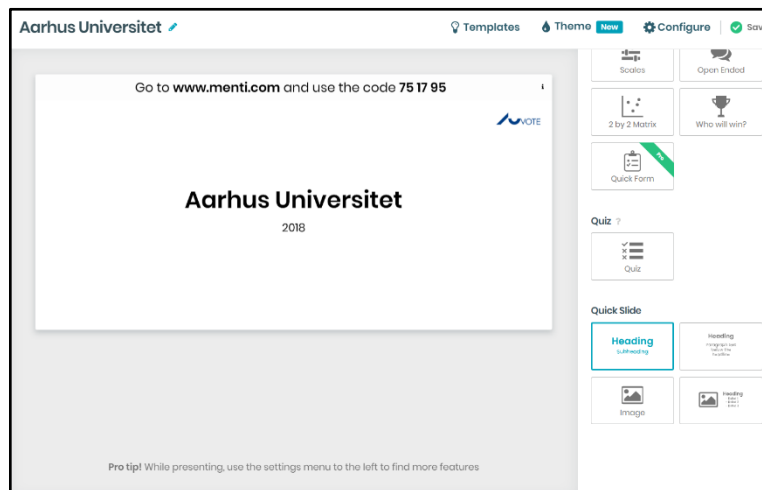
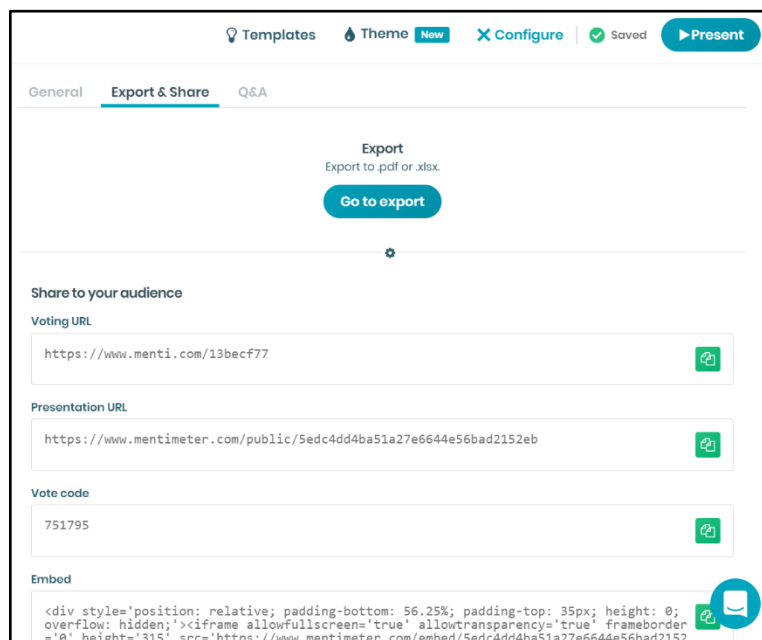


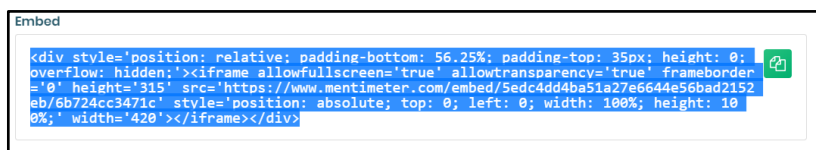
**Embed Mentimeter in Blackboard.** Before you can embed a Mentimeter in Blackboard, you will need to find the “Embed”-code for it. You can do this by:



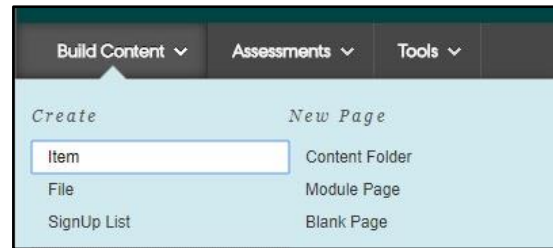
Choose the button *Configure* in the upper right corner in the toolbar and hereby *Export & Share*. Now scroll down to the end of the page where you find the *Embed*- code.



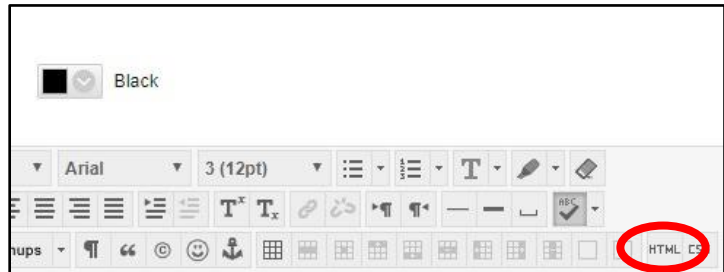
Copy the code by marking the text and press *ctrl-c* on your keyboard.



Go to Blackboard and create an item in a Content Area. Now you need to fill out a form. Start by writing an indicative headline.

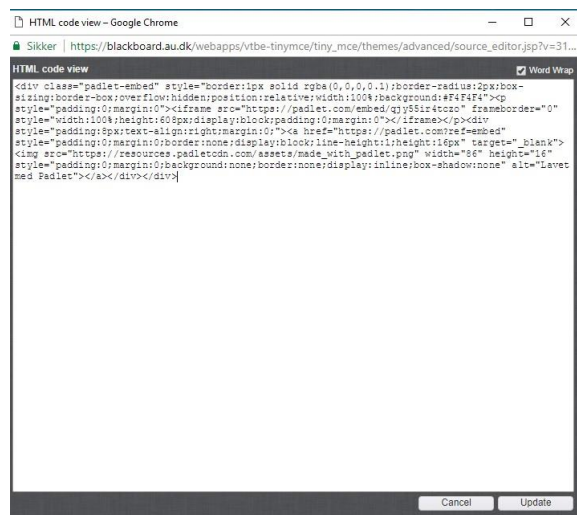


Now choose the button *HTML* in the editor (see the red circle on the picture).



Insert the "embed"-code from your Mentimeter.

Click *Update*. Then click *Submit* in your item form. The Mentimeter is now embedded in your course on Blackboard, where everyone can see and write in it.



The result

